

Our Algae Problem Recommendations Are Below!

Please see our step by step solution and recommended products below. You can shop products online, [download a pdf](#) of this page or [print a shopping list](#) that you can bring in store to help find what you need.

Problem

















Algae

Solution

- Step 1** Chemically clean the filter with [BAQUACIL® Universal Filter Cleaner](#).
- Step 2** Brush pool walls and floor daily, and filter regularly during treatment, until your pool is free from visible algae. Continue to either Step 3(a) or Step 3(b), depending upon the water clarity.
- Step 3** (a) **IF POOL BOTTOM IS VISIBLE:** Add an initial dose of either [Baquacil® Performance Algicide](#), [Baquacil® Algicide](#) or [Baquacil® Select Algicide](#) per label directions. Continue to Step 4.
- (b) **IF POOL BOTTOM IS NOT VISIBLE:** Add the Baquacil® algicide of your choice per Step 3(a) above. Then use [Baquacil® Flocculant](#) as a broadcast flocculant per label directions. After the debris has been vacuumed to waste, continue to Step 4.
- Step 4** Test and adjust [Baquacil® Sanitizer](#) level to 50 ppm and add a start-up dose of [Baquacil® Oxidizer](#).
- Step 5** Continuously filter until the pool is clear. Backwash or clean the filter as needed, based upon filter pressure.
- Step 6** If pool still has algae, see your Authorized Baquacil dealer for advice.

Note: Pools on [BAQUACIL® CDX™ system](#) with chronic algae issues should start adding maintenance dose (1 ¼oz. per 10,000 gallons) of [BAQUACIL® Algicide](#) weekly to pool.

Recommended Products

		BAQUACIL® Swimming Pool Sanitizer and Algistat
		BAQUACIL® Performance Algicide
		BAQUACIL® Oxidizer
		BAQUACIL® Select Algicide
		BAQUACIL® Universal Filter Cleaner
		BAQUACIL® Flocculant
		BAQUACIL® CDX® System